

Dieter's Nixie Tube Data Archive

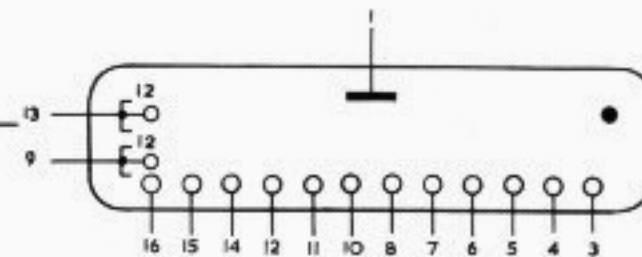
This file is a part of Dieter's Nixie- and display tubes data archive

If you have more datasheets, articles, books, pictures or other information about Nixie tubes or other display devices please let me know.

Thank you!

Document in this file	ETL datasheet: GS12C tube
Display devices in this document	GS12C

directional 12-way selector tube GS12C



Characteristics

Counting rate :

Sine wave and rectangular pulse drive circuits

0—4,000 ppS

Limit Ratings

Maximum total anode current	550 μ A
Minimum total anode current	250 μ A
Minimum supply voltage, anode to cathode (normal room illumination)	350 V
Maximum potential difference between guides and cathode	140 V

MAINTENANCE TYPE ONLY
SEE GS12D DATA

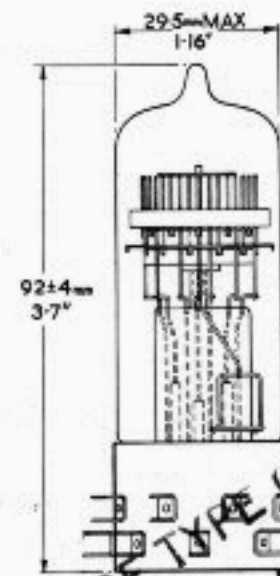
Recommended Operating Conditions

Anode current	325 μ A. \pm 20%
Running voltage at this current	192 V
Cathode load resistors (see curve, page 29)	0—270 k Ω

The required anode current may be obtained from a 475 V supply via a 680 k Ω resistor.

Mechanical Data

Mounting position	Any
Weight	43 g. (nominal)
Escutcheon	N.79369

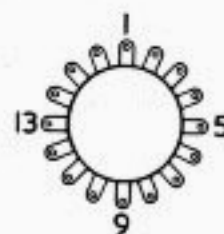


Base

MAINTENANCE TYPE ONLY
SEE GS12D DATA

Order tags on phenolic tube. Leads intended that leads should be soldered directly to the tags.

Base Connections (underside view)



Tag		Colour of Sleeving
1	Anode	Red
2	—	—
3	Cathode 0	Black
4	" 11	—
5	" 10	Black
6	" 9	—
7	" 8	Black
8	" 7	—
9	2nd Guides	Yellow or Green
10	Cathode 6	—
11	" 5	Black
12	" 4	—
13	1st Guides	Yellow or Green
14	Cathode 3	—
15	" 2	Black
16	" 1	—